

REL50

SURFACE LED

NON-MAINTAINED SURFACE MOUNT
CYLINDRICAL EMERGENCY LUMINAIRE

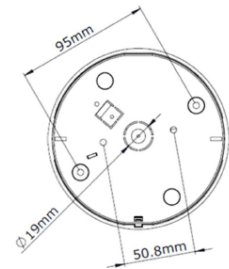
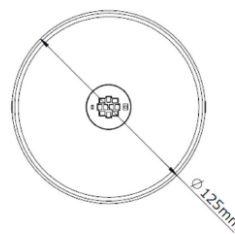


Ordering Guide:

Ordering Code

REL50NM-UPS-CY

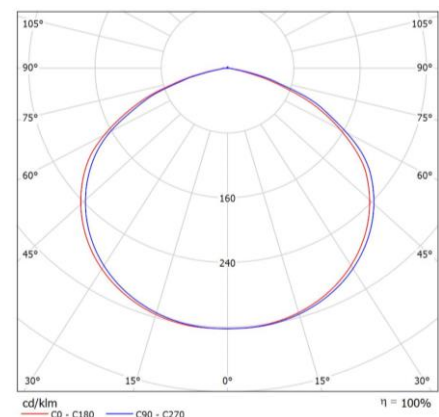
- Quick fit, cylindrical design for fast installation and easy maintenance.
- Surface or suspended mounting
- Very high output light suitable for high ceiling installations and/or where high light levels are desired during emergency.
- Suitable for back up lighting



TECHNICAL SPECIFICATIONS

MODEL NO:	REL50NM-UPS-CY
Mode of Operation:	Non Maintained
Lamp:	12W White LED
Light Output :	500 lm
Emergency Supply (UPS) :	220-240V AC 50/60Hz, 150-300V DC
Current Consumption:	< 0.03
Fitting Construction:	Injection moulded with fire retardant (UL94) high impact PC material
Fitting Dimensions :	R125x100mm
Weight :	Approx 0.5kg
Relevant Standards :	IEC 60598-2-22

LUMINOUS INTENSITY DISTRIBUTION DIAGRAM



CLASS II



CE

CB



Type and batch tested with
PSB PLUS-LISTED LABEL